

AESTHETICS

Modular Series

OTIS



Contents

MODULAR CABS 03

MODULAR CAB ACCESSORIES 24

CEILINGS

HANDRAILS

FLOORS

CALL DEVICES

CAR OPERATING PANEL 27

HALL BUTTON PANEL 33

BUTTONS 41

ENTRANCE DECORATION 45

CEILING:
4601L Type: Champagne golden mirror stainless
+ LED downlight (EEC is unavailable)

FRONT WALL:
Hairline stainless steel

REAR WALL:
Champagne golden mirror stainless steel SK-45

SIDE WALL:
Color metal of white marble stone

Modular Cabs

The new Otis Modular Cab Aesthetic concept provides you exclusive customized cab designs with nearly endless possibilities. Raised or flat car panels provide visual drama and a vast palette of colors and materials will make your design unique to you. Our wide range of floors, ceilings and handrails make it effortless to distinguish your cab.

Evoke your architecture vision by experiencing the new Otis Modular Cab Aesthetics.



2600

2601

2602

2614



2603

2604

2605

2615

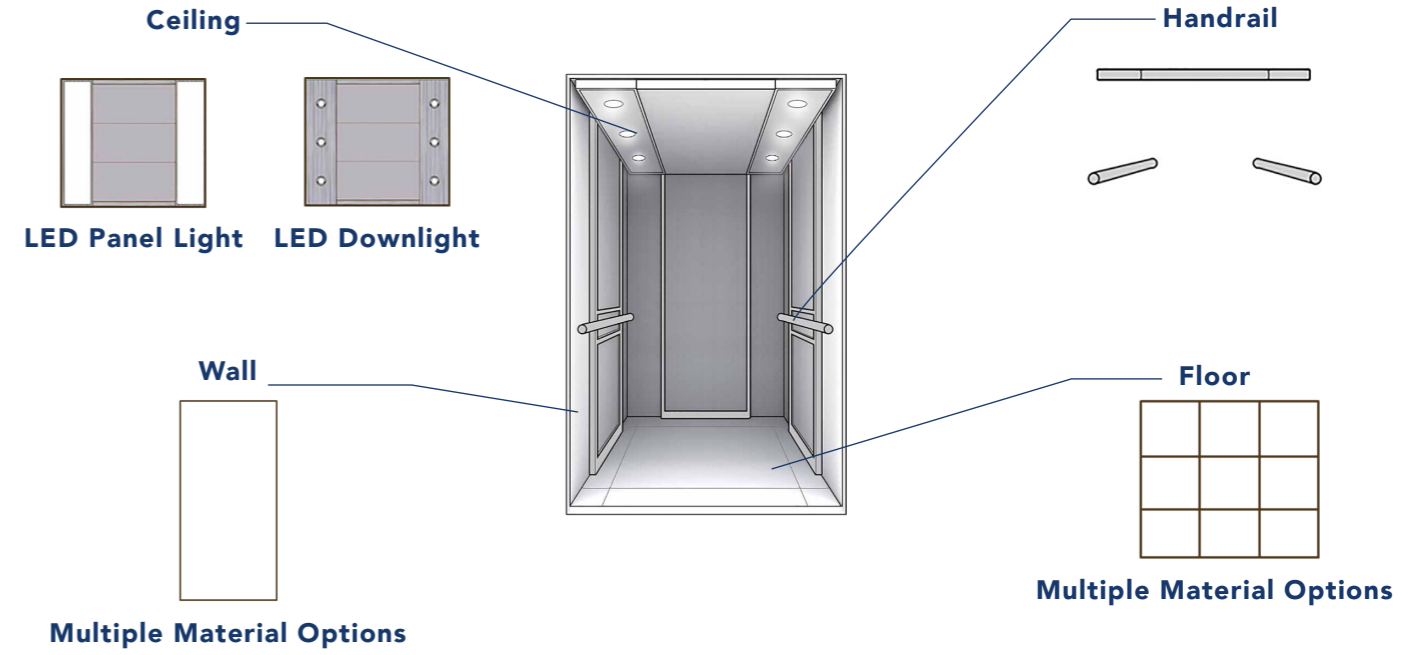


2616

2617

2606

2607




2608

2609

2610

2611



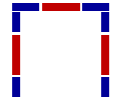
2612

2613

2618

2600

2600A



flat structure



SPECIFICATIONS

SIDE WALL

Bead light warm grey painted steel
RAL120_MPL
Burma teak color metal CG-1
Bead light warm grey painted steel
RAL120_MPL

FLOOR

4901DB

FRONT WALL

Hairline stainless steel

REAR WALL

Bead light warm grey painted steel RAL120_MPL
Mirror stainless steel
Bead light warm grey painted steel RAL120_MPL

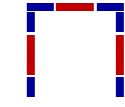
The cab includes side wall and rear wall only

Ceiling

4601 Type: Hairline st.st +
LED downlight

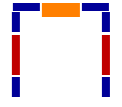
2601

2601A




flat structure

2601B



bulge for rear



SPECIFICATIONS

SIDE WALL

Frosted stainless steel
Frosted stainless steel
Titanium black mirror st.st

FLOOR

4901DD

FRONT WALL

Hairline stainless steel

REAR WALL

Titanium black mirror st.st
Frosted stainless steel
Titanium black mirror st.st

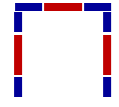
The cab includes side wall and rear wall only

Ceiling

4600L Type: Mirror stainless steel
+ LED panel light

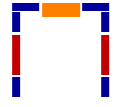
2602

2602A




flat structure

2602B



bulge for rear



SPECIFICATIONS

SIDE WALL

Titanium black mirror st.st
SK-2 Etching mirror st.st
Titanium black mirror st.st

FLOOR

4901DB

FRONT WALL

Hairline stainless steel

REAR WALL

Titanium black mirror st.st
SK-2 Etching mirror st.st
Titanium black mirror st.st

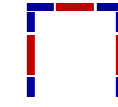
Ceiling

4600L Type: Mirror stainless steel + LED panel light

The cab includes side wall and rear wall only

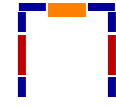
2614

2614A




flat structure

2614B



bulge for rear



SPECIFICATIONS

SIDE WALL

Black matt painted steel RAL9005
Titanium black mirror st.st
Titanium black mirror st.st

FLOOR

4901DG

FRONT WALL

Hairline stainless steel

REAR WALL

Coagulation white highlights
painted steel RAL9003HL

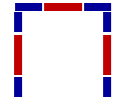
Ceiling

4600L Type: Mirror stainless steel + LED panel light

The cab includes side wall and rear wall only

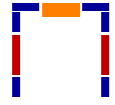
2603

2603A





flat structure

2603B



bulge for rear



SPECIFICATIONS

SIDE WALL

Bead light champagne gold painted steel RAL780_MPL
 Bead light champagne gold painted steel RAL780_MPL
 Mirror stainless steel

FLOOR

4901 PVC MA-0201

FRONT WALL

Hairline stainless steel

REAR WALL

Mirror stainless steel
 Champagne gold texture color metal CG-2
 Mirror stainless steel

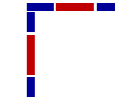
The cab includes side wall and rear wall only

Ceiling


4600L Type: Mirror stainless steel + LED panel light

2604

2604A



flat structure



SPECIFICATIONS

SIDE WALL

Frosted stainless steel
 Pearl light champagne painted steel RAL140_MPL
 Pearl light champagne painted steel RAL140_MPL

FLOOR

4901DF

FRONT WALL

Hairline stainless steel

REAR WALL

Pearl light champagne painted steel RAL140_MPL
 Mirror stainless steel
 Pearl light champagne painted steel RAL140_MPL

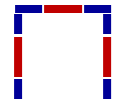
The cab includes side wall and rear wall only

Ceiling

4600L Type: Sand stainless steel + LED panel light

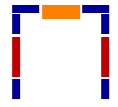
2605

2605A



flat structure

2605B



bulge for rear



SPECIFICATIONS

SIDE WALL

Frosted stainless steel
Mirror stainless steel
Frosted stainless steel

FRONT WALL

Hairline stainless steel

REAR WALL

Frosted stainless steel
Oak color metal CG-3
Frosted stainless steel

FLOOR

Carp01

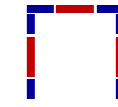
Ceiling

4600L Type: Mirror stainless steel + LED panel light

The cab includes side wall and rear wall only

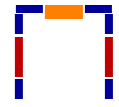
2615

2615A




flat structure

2615B



bulge for rear



SPECIFICATIONS

SIDE WALL

Pearl light champagne painted steel RAL140_MPL

FRONT WALL

Hairline stainless steel

REAR WALL

Titanium black mirror st.st
Pearl light champagne painted steel RAL140_MPL
Titanium black mirror st.st

FLOOR

4901ED

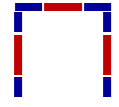
Ceiling

4600L Type: Hairline stainless steel + LED panel light

The cab includes side wall and rear wall only

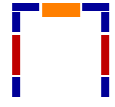
2616

2616A



flat structure

2616B



bulge for rear



SPECIFICATIONS

SIDE WALL

Pearl dark champagne painted steel RAL7048PL

FRONT WALL

Hairline stainless steel

REAR WALL

Pearl dark champagne painted steel RAL7048PL
Mirror stainless steel
Pearl dark champagne painted steel RAL7048PL

FLOOR

Carp01

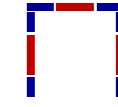
Ceiling

4600L Type: Mirror stainless steel + LED panel light

The cab includes side wall and rear wall only

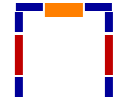
2617

2617A



flat structure

2617B



bulge for rear



SPECIFICATIONS

SIDE WALL

Mirror stainless steel
Bead light brown champagne painted steel RAL150_MPL
Mirror stainless steel

FRONT WALL

Hairline stainless steel

REAR WALL

Black brown scabriculous painted steel RAL8028SL

FLOOR

Carp01

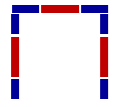
Ceiling

4600L Type: Mirror stainless steel + LED panel light

The cab includes side wall and rear wall only

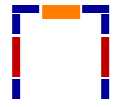
2606

2606A



flat structure

2606B



bulge for rear



SPECIFICATIONS

SIDE WALL

Mirror stainless steel
Bead light warm grey painted steel RAL120_MPL
Mirror stainless steel

FLOOR

4901DB

FRONT WALL

Hairline stainless steel

REAR WALL

Mirror stainless steel
Burma teak color metal CG-1
Mirror stainless steel

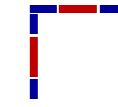
The cab includes side wall and rear wall only

Ceiling

4601 Type: Sand stainless steel + LED downlight

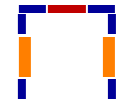
2607

2607A




flat structure

2607C



bulge for side



SPECIFICATIONS

SIDE WALL

Mirror stainless steel
Ebony color metal CG-4
Mirror stainless steel

FLOOR

4901DA

FRONT WALL

Hairline stainless steel

REAR WALL

Mirror stainless steel
Yabai weaving color metal CG-5
Mirror stainless steel

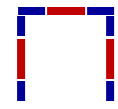
The cab includes side wall and rear wall only

Ceiling

4600L Type: Mirror stainless steel + LED panel light

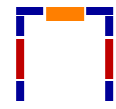
2608

2608A





flat structure

2608B



bulge for rear



SPECIFICATIONS

SIDE WALL

Red sandalwood color metal CG-6
Red sandalwood color metal CG-6
Titanium black mirror stainless steel

FRONT WALL

Hairline stainless steel

REAR WALL

Titanium black mirror st.st
Etched rose golden mirror st.st SK-42
Titanium black mirror st.st

FLOOR

4901DG

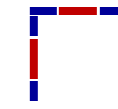
The cab includes side wall and rear wall only

Ceiling

4600L Type: Mirror stainless steel + LED panel light

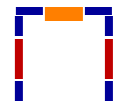
2609

2609A




flat structure

2609B



bulge for rear



SPECIFICATIONS

SIDE WALL

Bright yellow highlights color metal CG-7
Bright yellow highlights color metal CG-7
Titanium black mirror st.st

FRONT WALL

Hairline stainless steel

REAR WALL

Titanium black mirror st.st
Etched mirror st.st SK-43
Titanium black mirror st.st

FLOOR

4901DE

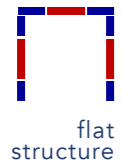
The cab includes side wall and rear wall only

Ceiling


4600L Type: Mirror stainless steel + LED panel light

2610

2610A



2610B



SPECIFICATIONS

SIDE WALL

Bright red highlights color metal CG-8
Bright red highlights color metal CG-8
Titanium black mirror st.st

FLOOR

4901DE

FRONT WALL

Hairline stainless steel

REAR WALL

Titanium black mirror st.st
Etched mirror st.st SK-43
Titanium black mirror st.st

Ceiling

4600L Type: Mirror stainless steel +
LED panel light

The cab includes side wall and rear wall only

2611

2611A



2611B



SPECIFICATIONS

SIDE WALL

Light black pearl color metal CG-9
Light black pearl color metal CG-9
Mirror stainless steel

FLOOR

4901DG

FRONT WALL

Hairline stainless steel

REAR WALL

Mirror stainless steel
Etched mirror st.st SK-43
Mirror stainless steel

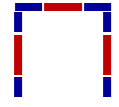
Ceiling

4600L Type: Mirror stainless steel +
LED panel light

The cab includes side wall and rear wall only

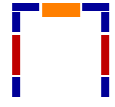
2612

2612A





flat structure

2612B



bulge for rear



SPECIFICATIONS

SIDE WALL

White marble stone color metal CG-10

FRONT WALL

Hairline stainless steel

REAR WALL

Etched champagne golden mirror stainless steel SK-45

FLOOR

4901DD

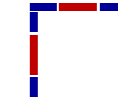
Ceiling

4601L Type: Champagne golden mirror stainless steel + LED downlight

The cab includes side wall and rear wall only

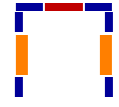
2613

2613A





flat structure

2613C



bulge for side



SPECIFICATIONS

SIDE WALL

Red wood color metal CG-11
Golden texture color metal CG-12
Red wood color metal CG-11

FRONT WALL

Hairline stainless steel

REAR WALL

Red wood color metal CG-11
Etched champagne golden mirror st.st SK-44
Red wood color metal CG-11

FLOOR

Carp02

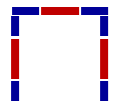
Ceiling

4600L Type: Champagne golden mirror stainless steel + LED panel light

The cab includes side wall and rear wall only

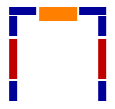
2618

2618A




flat structure

2618B



bulge for rear



SPECIFICATIONS

SIDE WALL

Yabai texture color metal CG-5
Cow leather texture CG-13
Yabai texture color metal CG-5

FRONT WALL

Hairline stainless steel

REAR WALL

Yabai texture color metal CG-5
Cow leather texture CG-13
Yabai texture color metal CG-5

FLOOR

4901EG

The cab includes side wall and rear wall only

Ceiling

4600L Type: Mirror stainless steel + LED panel light


Ceilings



4600L panel light




4201L



4203L



4601L downlight



4202L



4204L

Specs EEC: Available for both 4600L and 4601L **Painted steel optional colors:** RAL780_MPL/ RAL120_MPL/ RAL140_MPL

Handrails



4900AA_A


Base: Hairline stainless steel
Handrail: Hairline stainless steel



4900AA_B

Base: Mirror stainless steel
Handrail: Mirror stainless steel


Floors




4901DA



4901DB



4901DD



4901DE




4901DF



4901DG

Specs **Floor finish:** PVC **Recess for decorate:** 3mm
Size per unit: 450mmx450mm (4901DF is the combination of two kinds of PVC)

FLOORS (OPTIONAL)



4901EA

Finish: PVC
Size:
 600*600*3(mm) when inside car width≤1200;
 914*914*3(mm) when inside car width>1200



4901EB

Finish: PVC
Size:
 600*600*3(mm) when inside car width≤1200;
 914*914*3(mm) when inside car width>1200




4901DA

Finish: PVC
Size:
 600*600*3(mm) when inside car width≤1200;
 914*914*3(mm) when inside car width>1200



4901EB

Finish: PVC
Size:
 600*600*3(mm) when inside car width≤1200;
 914*914*3(mm) when inside car width>1200




4901EC

Finish: PVC
Size:
 600*600*3(mm) when inside car width≤1200;
 914*914*3(mm) when inside car width>1200



4901ED

Finish: PVC
Size:
 600*600*3(mm) when inside car width≤1200;
 914*914*3(mm) when inside car width>1200



4901EC

Finish: PVC
Size:
 600*600*3(mm) when inside car width≤1200;
 914*914*3(mm) when inside car width>1200




4901ED

Finish: PVC
Size:
 600*600*3(mm) when inside car width≤1200;
 914*914*3(mm) when inside car width>1200



4901EE

Finish: PVC
Size:
 600*600*3(mm) when inside car width≤1200;
 914*914*3(mm) when inside car width>1200




4901EF

Finish: PVC
Size:
 600*600*3(mm) when inside car width≤1200;
 914*914*3(mm) when inside car width>1200



4901EE

Finish: PVC
Size:
 600*600*3(mm) when inside car width≤1200;
 914*914*3(mm) when inside car width>1200



4901EF

Finish: PVC
Size:
 600*600*3(mm) when inside car width≤1200;
 914*914*3(mm) when inside car width>1200



4901EG

Finish: PVC
Size:
 600*600*3(mm) when inside car width≤1200;
 914*914*3(mm) when inside car width>1200



4901EH

Finish: PVC
Size:
 600*600*3(mm) when inside car width≤1200;
 914*914*3(mm) when inside car width>1200




4901EG

Finish: PVC
Size:
 600*600*3(mm) when inside car width≤1200;
 914*914*3(mm) when inside car width>1200




4901EH

Finish: PVC
Size:
 600*600*3(mm) when inside car width≤1200;
 914*914*3(mm) when inside car width>1200



4901EL

Finish: Block PVC



4901EM

Finish: Block PVC

COP19



Code=EN81.1_1998
Front Location



Code=EN81_20_2014
Front Location




Code=EN81.1_1998
Side Location



Code=EN81_20_2014
Side Location

Optional Display



LCD13.3
LCD15.6

BND8.0



UI 26

Standard Faceplate Finish (align with Car Facade Type):

Hairline stainless steel

Optional Faceplate Finish: 304 Hairline stainless steel/ Mirror stainless steel/ Titanium hairline stainless steel

Standard COP Button: BR34J(COP19 at front)/ BR34H(COP19 at center)

Optional COP Button: BR27A/ BR27AB/ BR27BK/ BR32A/ BR32AB/ BS34C/ BR34C/ BR34CB/ BS34D/ BS34DB/ BR34H/ BR34HB/ BS34H/ BS34HB

Standard Position Indicator: LED7.6

Optional Position Indicator: LCD13.3/ LCD15.6 (UI 26)/ BND8.0


Location: For COP at front and at side center

Applicable Steps: 2-50

***Notice:** COP is not the full length of the cab wall.



COP2



Code=EN81.1_1998
Front Location

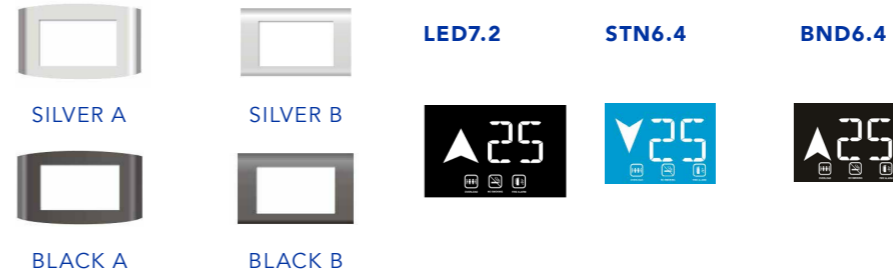
Code=EN81_20_2014
Front Location

Optional Display


LCD7



CPI Frame



LCD13.3/15.6



UI 26

Standard Faceplate Finish (align with Car Facade Type):

Hairline st.st/ Mirror st.st/ 304 Hairline st.st/ Painted steel

Optional Faceplate Finish: Hairline st.st/ Mirror st.st/ 304 Hairline st.st/ Painted steel/ Titanium hairline st.st

Standard Position Indicator: LCD7 (UI 15)

Optional Position Indicator: LCD7 (UI 16/ UI 17/ UI 18/ UI 2)/ LED7.2/ STN6.4/ BND6.4/ LCD13.3 multimedia (UI 26)/ LCD15.6 multimedia (UI 26)

Standard COP Button: BR27A (std for Gen2)/ BS34C (std for Arise)

Optional COP Button: BR27A/ BR27AB/ BR27BK/ BR32AB/BR32A/ BR36A/ BR-36AB/ BS34C/ BR34C/ BR34CB/ BS34D/ BS34DB

Touchless Button: BRTL001

Location: For COP at front and at side center


Applicable Steps: 2-64



CBT2

*Notice: COP is not the full length of the cab wall.

COP1



Code=EN81_20_2014

Standard Faceplate: Hairline stainless steel
Optional Faceplate: Mirror stainless steel/ Titanium mirror stainless steel/ 304 Hairline Stainless Steel

Standard Floor Button: BR27A
Optional Floor Button: BR27A(B)/ BR27A/ BR32A(B)/ BR32A/BR36A/ BR36A(B)/ BR34C(B)/ BS34D(B)/ BR27BK


Standard Position Indicator: LCD7 (UI 15)
Optional Position Indicator: LED/ LCD7 (UI 16/ UI 17/ UI 2)/ BND6.4/ STN6.4

Location: For COP at right front or left front only

Applicable Stops: 2-36

Optional Display

LCD7



BND6.4



STN6.4



Code=EN81.1_1998



CBT1

1. Faceplate
2. Display
3. Intercom
4. Floor Button
5. Service Switch

COP16

Faceplate: 304 Hairline stainless steel

Standard Floor Button: BR34G
Optional Floor Button: BR34G(B)

Standard Position Indicator: LED_W
Optional Position Indicator: LED_R

Location: Front and Side available

Applicable Stops: 2-36

Application: Standard for Arise elevator

LED_W



LED_R



Code=EN81.1_1998

1. Faceplate
2. Display
3. Intercom
4. Floor Button
5. Service Switch

HCOP3

Standard Faceplate: 304 Hairline stainless steel
Optional Faceplate: Mirror stainless steel

Standard Floor Button: BR34HB/ BS34HB
Optional Floor Button: BR27A(B)/ BR32A(B)/ BR34C(B)/ BS34D(B)

Position Indicator: None

Applicable Stops: 2-36

Application: Apply to 2600~2618 series decoration of modular cab (excluded 2607C/ 2613C).



Code=GB7588_2003_A1/ EN81.1_1998/ EN81_20_2014

***Notice:** COP is not the full length of the cab wall.

Integrated Glass HBP22

Specifications

Optional faceplate finish

- Obsidian black tempered glass
- Monet grey tempered glass
- Dark green tempered glass
- Gradient golden tempered glass

Optional hall position indicator

LED_W

DARK GREEN



OBSIDIAN BLACK



GRADIENT GOLDEN



MONET GREY



Optional buttons

BR34J glass round button

BR34J_L dim light glass round button

BR34JB_L dim light braille glass round button

BR34L_L dim light touch glass round button



BR34J_L
Dark green



BR34JB_L
Obsidian black



BR34L_L
Gradient golden



BR34J
Monet grey

***Notice:** The finish of button should be aligned with faceplate of HBP22, here shows the optional effect only

Separated Glass HBP22

HBP22_N
(Hall Button Panel)



OBSIDIAN BLACK



MONET GREY

HL22
(Hall Lantern)



OBSIDIAN BLACK



MONET GREY

HPI22_LED
(Hall Position Indicator)



OBSIDIAN BLACK



MONET GREY

Optional buttons

BR34J glass round button

BR34J_L dim light glass round button

BR34JB_L dim light braille glass round button

BR34L_L dim light glass round button



BR34JB_L
Obsidian black



BR34J
Monet grey

Integrated HBP11_STN

HPI: STN4.3

Standard Faceplate Finish: Hairline stainless steel
Optional Faceplate Finish: Mirror stainless steel

Optional Hall Button: BR27B/ BR32AB/ BR34C/ BR34CB/
 BS34D/ BS34DB/ BS34C



HBP11-STN Simplex

HBP11-STN Duplex

Integrated HBP11_TFT



HBP11-TFT Simplex

TFT-LCD options for simplex



UI 15



UI 16



UI 17



UI 18



UI 2

Standard HPI: LCD4.3 (UI 15)
Optional HPI: LCD4.3 (UI 16/ UI17/ UI 18/ UI 2)

Standard Faceplate Finish: Hairline stainless steel
Optional Faceplate Finish: Mirror stainless steel

Optional Hall Button: BR27B/
 BR32AB/ BR34C/ BR34CB/ BS34D/
 BS34DB/ BS34C

TFT-LCD options for duplex



HBP11-TFT Duplex



UI 15



UI 16



UI 17



UI 18



UI 2

Integrated HBP11_BND

HPI: BND4.3

Standard Faceplate Finish: Hairline stainless steel
Optional Faceplate Finish: Mirror stainless steel

Optional Hall Button: BR27B/ BR32AB/ BR34C/ BS34C/
 BR34CB/ BS34D/ BS34DB



HBP11-BND Simplex

HBP11-BND Duplex

Separated HBP11

HPI (Hall Position Indicator)

HL (Hall Lantern)



STN7 Hairline st.st



LCD7 TFT (UI15) Mirror st.st



LCD7 BND Hairline st.st



HL11 Hairline st.steel



HL11 Mirror st.steel



CHL11_L7

HBP (Hall Button Panel)

Park Switch

Fire Switch



HBP11_N Hairline st.steel



HBP11_N Mirror st.steel



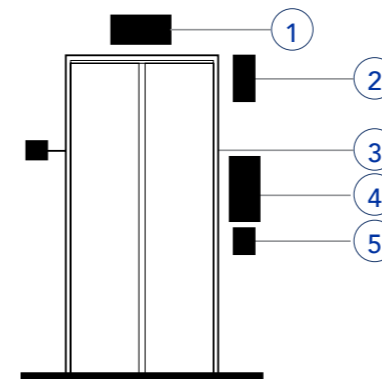
Hairline st.steel



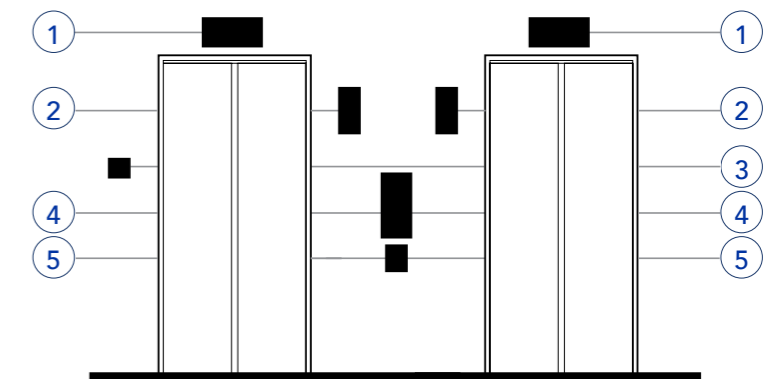
Mirror st.steel



Aluminium Alloy



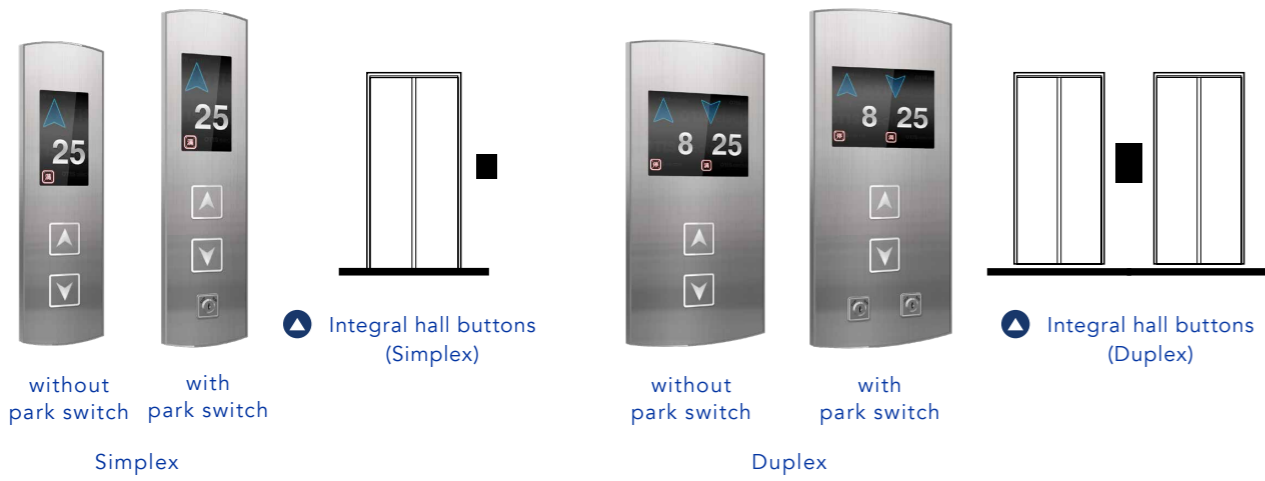
Simplex option



Duplex option

1. Hall Position Indicator
2. Hall Lantern
3. Fire Switch
4. Hall Button
5. Park Switch

Integrated HBP12_TFT



Optional displays

Simplex TFT Display



Duplex TFT Display




Standard HPI: LCD4.3 (UI 15)
Optional HPI: LCD4.3 (UI 16/ UI17/ UI 18/ UI 2)

Standard Faceplate Finish: Hairline stainless steel
Optional Faceplate Finish: Mirror stst/ Titanium mirror stst

Optional Hall Button: BS34E/ BS34F/ BR34E/ BS34FB/ BR34F/ BR34FB

Integrated HBP12_BND



HPI: BND4.3

Standard Faceplate Finish: Hairline stainless steel
Optional Faceplate Finish: Mirror stainless steel/ Titanium mirror stst

Optional Hall Button: BS34E/ BS34F/ BR34E/ BS34FB/ BR34F/ BR34FB

Separated HBP12

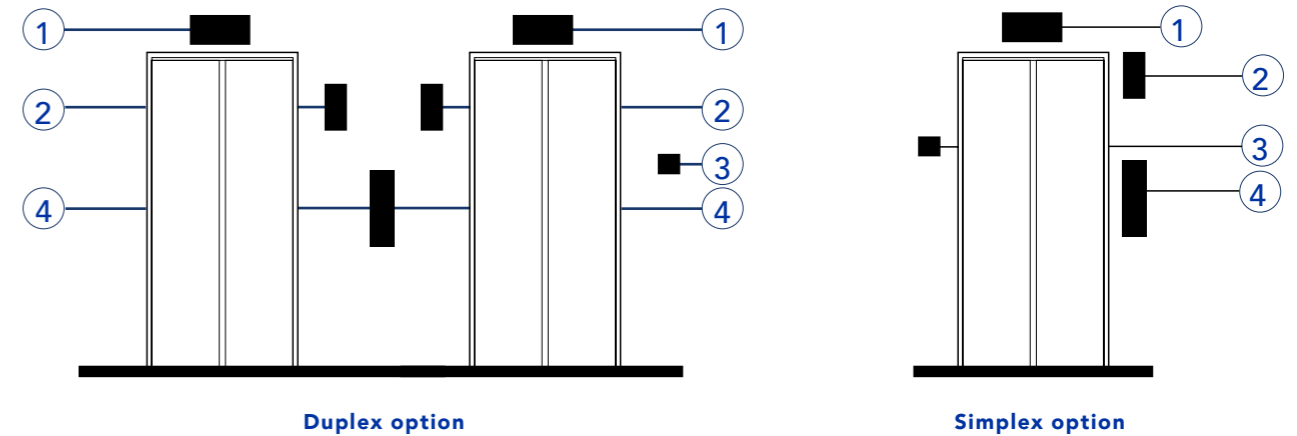
HPI (Hall Position Indicator)



Fire Switch

HBP (Hall Button Panel)

Hall Lantern



1. Hall Position Indicator 2. Hall Lantern 3. Fire Switch 4. Hall Button

Integrated HBP16_LED

Standard HPI: LED_W

Optional HPI: LED_R

Faceplate Finish: Hairline stainless steel

Standard Hall Button: BR34G

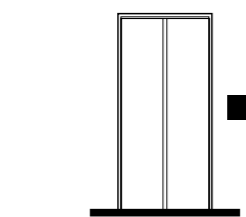
Optional Hall Button: BR34GB

Application: only Standard for Arise elevator



without park switch with park switch

HBP16 Simplex

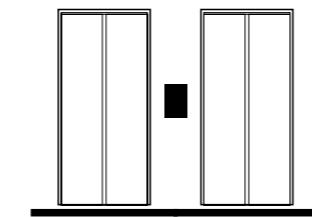


▲ Integral hall buttons (Simplex)



without park switch with park switch

HBP16 Duplex



▲ Integral hall buttons (Duplex)

Integrated HBP17

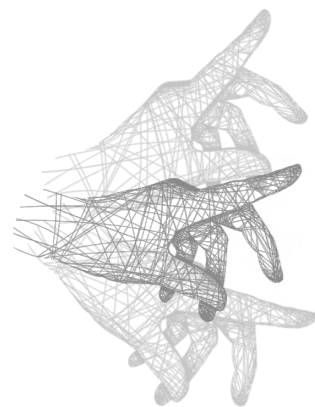
HPI: HBP17 display

Standard Faceplate Finish: Hairline stainless steel

Application: only Standard for Common Gen2 elevator

Standard Hall Button: BS34H

Optional Hall Button: BR34H



Gesture Button

Gesture fixture provides a different method of call elevator by waving your hands. Adopted infrared induction technology, the hands waving will be detected accurately immediately.



without park switch with park switch

HBP17 Simplex



without park switch with park switch

HBP17 Duplex

Integrated HBP2_TFT

Standard HPI: LCD4.3/ LED

Optional Hall Button: BS34C/ BR27B/ BR27AB/ BR32AB/ BR36A/ BR36AB

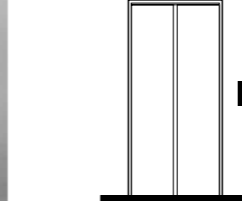
Standard Faceplate Finish: Hairline stainless steel

Optional Faceplate Finish: Mirror stainless steel/ Titanium mirror stainless steel



without park switch with park switch

HBP2-TFT Simplex

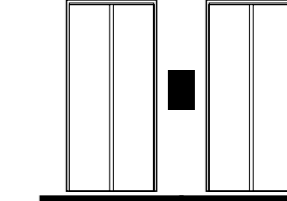


▲ Integral hall buttons (Simplex)



without park switch with park switch

HBP2-TFT Duplex



▲ Integral hall buttons (Duplex)

Separated HBP2_N

HPI (Hall Position Indicator)



STN7



LCD7

Fire Switch



Aluminium Alloy

HBP (Hall Button Panel)



HBP2_N

Hall Lantern



HL21
Hairline st. steel



HL21
Mirror st. steel



CHL2_L7

Buttons

BS34C



Plexiglas

COP2, COP1, COP19, HBP11_BND, HBP11_STN, HBP11_TFT, HBP11_N, HBP2_TFT, HBP2_N

BR27A



Hairline st. steel



Mirror st. steel



Titanium mirror st. steel

COP2, COP1, COP06, COP19

BR27AB



Hairline st. steel



Mirror st. steel



Titanium mirror st. steel

COP2, COP1, COP06, COP19, HBP2_TFT

BR27B



Hairline st. steel



Mirror st. steel



Titanium mirror st. steel

HBP11_BND, HBP11_STN, HBP11_TFT, HBP11_N, HBP2_TFT, HBP2_N

BR27BK



Hairline st. steel



Mirror st. steel



Titanium mirror st. steel

COP2, COP1, COP19

BR32A



Zinc Alloy

COP2, COP1, COP19

BR32AB



Zinc Alloy

COP2, COP1, COP19, HBP11_BND, HBP11_STN, HBP11_TFT, HBP11_N, HBP2_N

BR34C



Hairline st. steel



Mirror st. steel



Titanium mirror st. steel

COP2, COP1, COP19

BR34CB



Hairline st. steel



Mirror st. steel



Titanium mirror st. steel

COP2, COP1, COP19, HBP11_BND, HBP11_STN, HBP11_TFT, HBP11_N

BR34F



Hairline st. steel



Mirror st. steel



Titanium mirror st. steel

HBP12_BND, HBP12_TFT, HBP12_N

BR34FB



Hairline st. steel



Mirror st. steel



Titanium mirror st. steel

HBP12_BND, HBP12_TFT, HBP12_N

BR34H



Hairline st. steel



Mirror st. steel

COP19, HBP17

BR34HB



Hairline st. steel



Mirror st. steel

COP19, HBP17

BR36A



Hairline st. steel



Mirror st. steel



Titanium hairline st. steel



Titanium mirror st. steel

COP2, COP2, COP6, HBP2_TFT, HBP2_N

BR36AB



Hairline st. steel



Mirror st. steel



Titanium hairline st. steel



Titanium mirror st. steel

COP2, COP2, COP6, HBP2_TFT, HBP2_N

BUTTONS

BR34E



Hairline st. steel



Mirror st. steel



Titanium mirror st. steel

HBP12_TFT, HBP12_N

BS34E



Hairline st. steel



Mirror st. steel



Titanium mirror st. steel

HBP12_TFT, HBP12_N

BS34D



Hairline st. steel



Mirror st. steel



Titanium mirror st. steel

COP2, COP1, COP19, HBP11_BND, HBP11_TFT, HBP11_TFT, HBP11_N

BS34DB



Hairline st. steel



Mirror st. steel



Titanium mirror st. steel

COP2, COP1, COP19, HBP11_BND, HBP11_TFT, HBP11_TFT, HBP11_N

BS34F



Hairline st. steel



Mirror st. steel



Titanium mirror st. steel

HBP12_BND, HBP12_TFT, HBP12_N

BS34FB



Hairline st. steel



Mirror st. steel



Titanium mirror st. steel

HBP12_BND, HBP12_TFT, HBP12_N

BS34H



Hairline st. steel



Mirror st. steel

COP19, HBP17

BS34HB




Hairline st. steel



Mirror st. steel

COP19, HBP17



Entrance Decoration

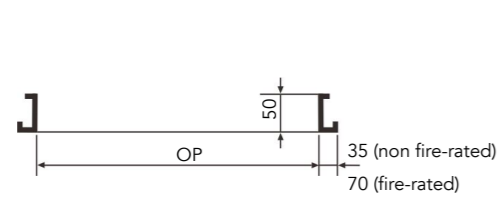
Narrow Jamb

Standard material

Painted steel

Optional material

Hairline st. steel/ Mirror st. steel/ Titanium hairline st. steel/
Titanium mirror st. steel/ 304 Hairline st. steel

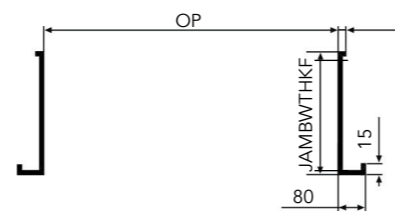


J101
Narrow Jamb
with accentric line

Wide Jamb

Standard material

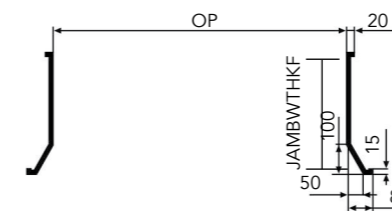
Painted steel



J201 Wide
Straight Jamb
with accentric line

Optional material

Hairline st. steel/ Mirror st. steel/ Titanium hairline st. steel/ Titanium mirror st. steel/ 304 Hairline st. steel



J301
Semi-tapered Jamb
with accentric line



J401
Full-tapered Jamb
with accentric line

Built on a legacy of innovation, Otis invented the elevator safety brake in 1852, giving rise to the modern city and forever changing how people connect and thrive in a taller, faster, smarter world. Today, we're the world's leading elevator and escalator manufacturing, installation and service company. We can be found in many of the world's most recognizable buildings, as well as the busiest transportation hubs and retail centers – we're everywhere people are on the move. With a global maintenance portfolio of more than 2 million elevators and escalators, approximately 2 billion people are moved by our products every day. Headquartered in Connecticut, USA, Otis is 68,000 people strong, including 40,000 field professionals, all committed to meeting the diverse needs of our customers and passengers in more than 200 countries and territories worldwide. For more information, visit www.otis.com and follow us on LinkedIn, Instagram, Facebook and Twitter @OtisElevatorCo.